

**Model: Steelworx Hexagonal Shelter w/ Vented Top, 60'**  
**Model # HXVT-60-SW**

**Manufacturing Mission:** To provide all prefabricated components and installation instructions for a 60' hexagonal (measured from eave to eave) free standing bolt together, tubular steel constructed shelter kit.

**Design Criteria:** Structure is typically designed for a 30 lb live load and a 95-100 mph wind load capacity. All structural members are ASTM A-500 U.S. grade B steel. Welded connection plates shall be ASTM A-36 hot rolled steel. All welding performed to latest AWS standards by ASTM Certified welders and provided in accordance to same.

**Tubular Steel Columns and Beams:** Standard column dimensions shall be 6" x 10" x 5/16" tubular steel welded to 5/8" base plate (footing design provided separately). Perimeter and interior support beams are 5" x 5" to 6" x 10" with a thickness between 1/8" and 5/16" based on location and customer criteria. Economy Version (EV) of this shelter model for residential or less stringent design locations are available with smaller more economical member sizes.

**Roof:** Standard pitch is 4:12. Role formed metal roof decking is Kynar finished, 20 year warranted, 24 gauge ribbed steel attached to beams with engineered strength self tapping screws. Standing Seam and/or Multi Rib profiles available.

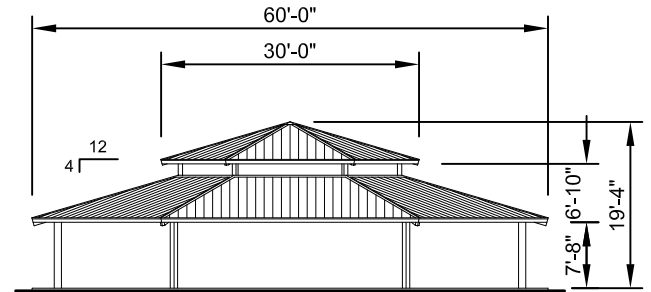
**Frame Finish:** Contaminates and oils are eliminated with welded raw steel being sand blasted to a white condition. Corrosion protective Polyester Powder coating electro-statically applied and cured to 450 degrees in our state of the art cure oven polyester power coating process. E-coat primer is also available at an additional charge.

**Hardware:** All structural hardware provided and to be A-325 or B7 as required.

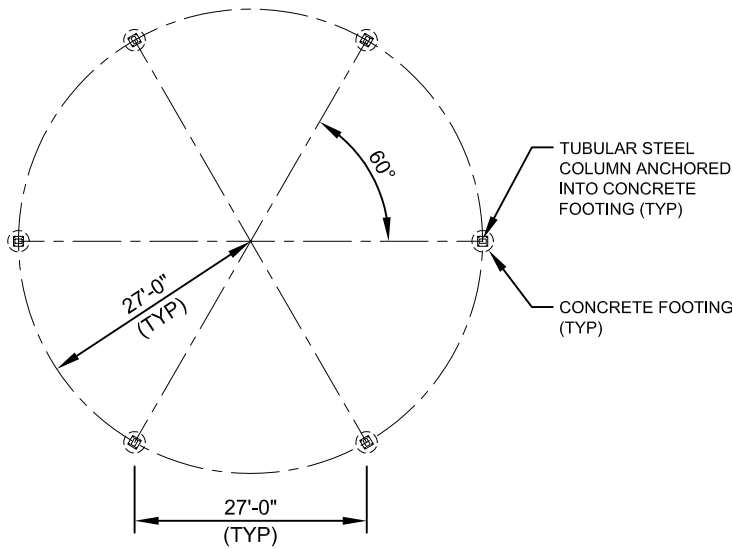
**Not Included:** Concrete work of any kind, unloading of product and installation.

**Additional Options:**

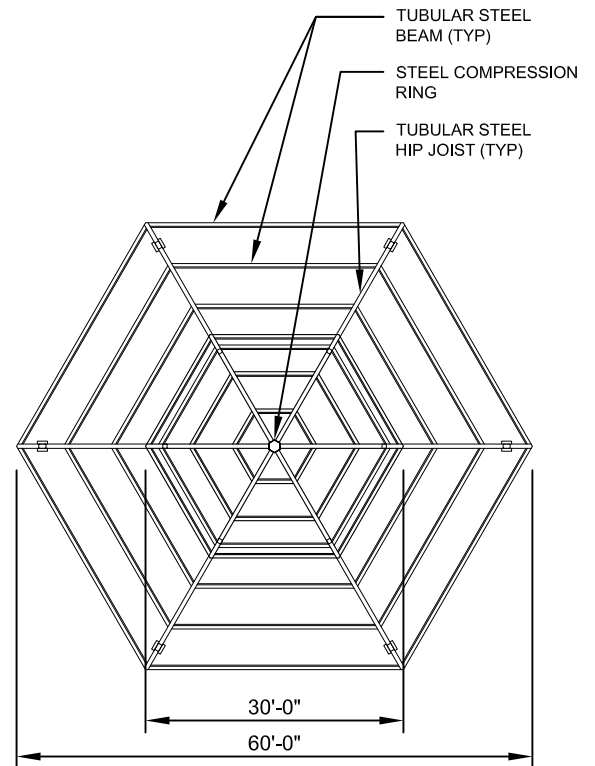
- Flexibility of Design
- Additional Engineering
- Variety of Colors
- Decorative Railings, Lattice, Braces, Trim, etc.
- Cupolas and Rooftop Accs.
- Column Surrounds and Design Changes
- Lexan Wind Screens
- Tongue & Groove Roof Deck
- Standing Seam Roofing
- Composite Finished Ceiling
- Solar Lighting



**ELEVATION**  
SCALE: NTS



**FOOTING LAYOUT PLAN**  
SCALE: NTS



**FRAMING PLAN**  
SCALE: NTS



11800 East 9 Mile Road  
 Warren, MI 48089  
 Office: (586) 759-5490  
 Fax: (586) 754-9130  
 Toll Free: (800) 657-6118  
 Email: info@coverworx.net  
 www.CoverWorx.net

**Steelworx Hexagonal Shelter w/ Vented Top - 60'**

**Model: HXVT-60-SW**

**DESIGN SPECIFICATIONS**