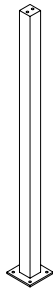


STANDARD FEATURES:

Steel Frame: All columns are made with ASTM A-500 U.S. Grade B tubular steel with ASTM A-36 hot rolled steel connection plates. Standard column sizing depends on specific shelter size and design criteria but typically features a 5" x 5" square. Oversized column sizing is per request. Style combinations and custom designs are welcome.

Finish: All steel columns will receive a corrosion protective TGIC Polyester powder coat, electro-statically applied and cured at 400°F. A large selection of standard colors are available.



SQUARE
(STANDARD)




RECTANGULAR

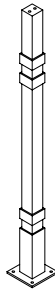


OVERSIZED
(SQUARE OR ROUND)

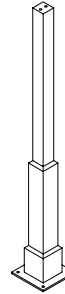
Standard Series



ROUND

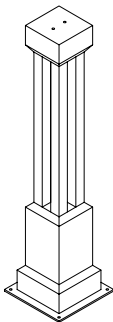


BANDED

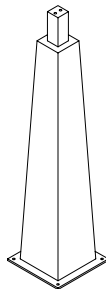


STEPPED

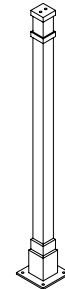
Ornamental Series



WORX
(2 - 3 COLUMNS)



TAPERED



CLASSIC

Architectural Series
