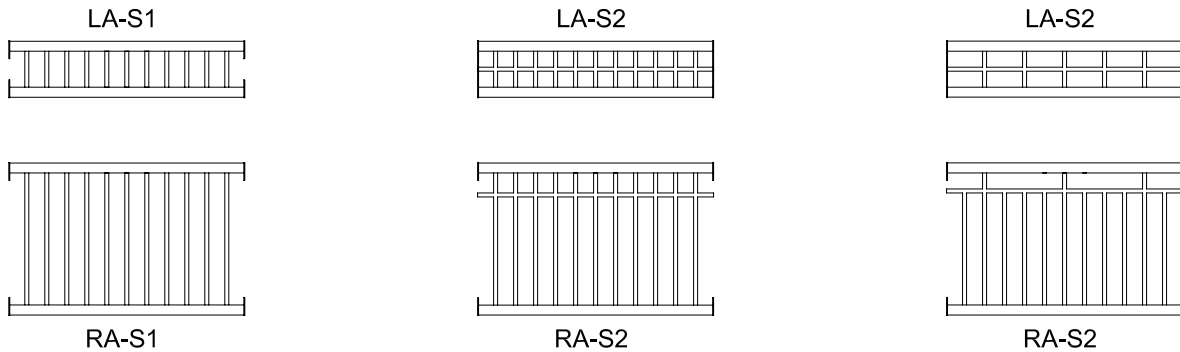


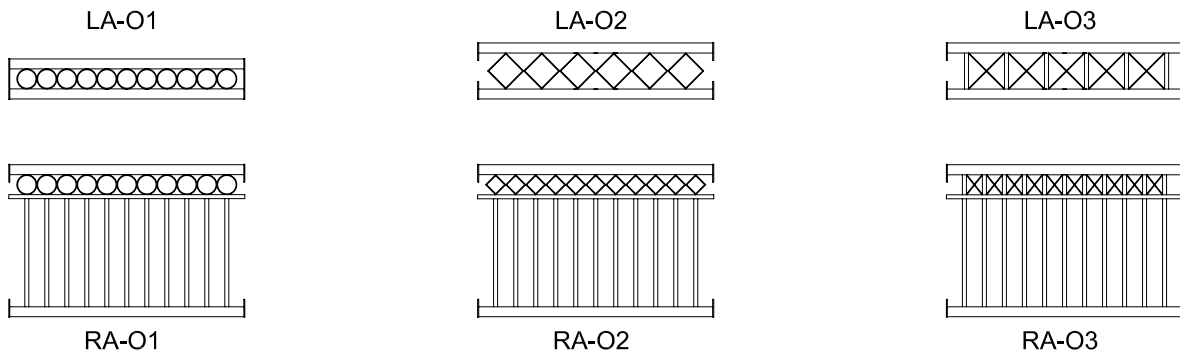
STANDARD FEATURES:

Steel Frame: All railing and lattice options come as pre-assembled sections made of ASTM A-500 U.S. Grade B tubular steel members & ASTM A-36 hot rolled steel connection plates. Standard top and bottom rails are 1 1/2" x 2 1/2" x 1/8" and standard pickets are 1" x 1" x 1/8". The pre-assembled sections are ready to be fastened to structural shelter framing with hardware provided. Railing posts may be required for larger spans or upon request at an additional cost.

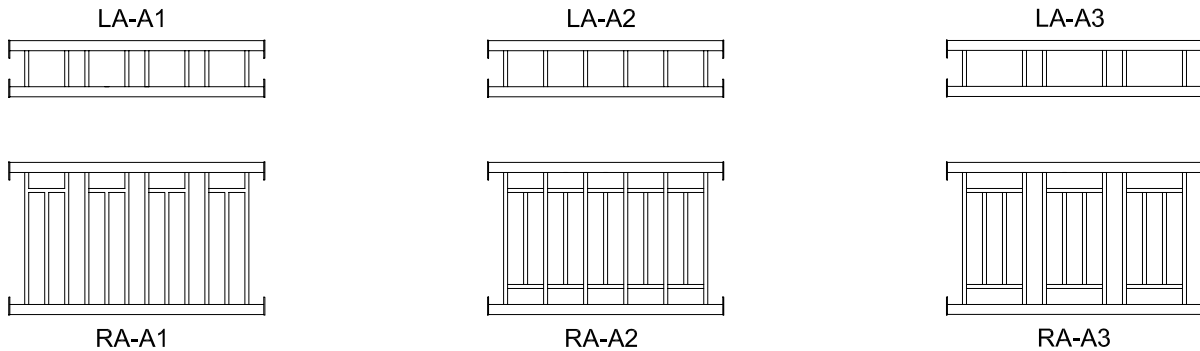
Finish: All steel railing and lattice sections will receive a corrosion protective TGIC Polyester powder coat, electro-statically applied and cured at 400°F. A large selection of standard colors are available.



Standard Series



Ornamental Series



Architectural Series

*Mix & matching models is welcome
and custom patterns are always accepted.*